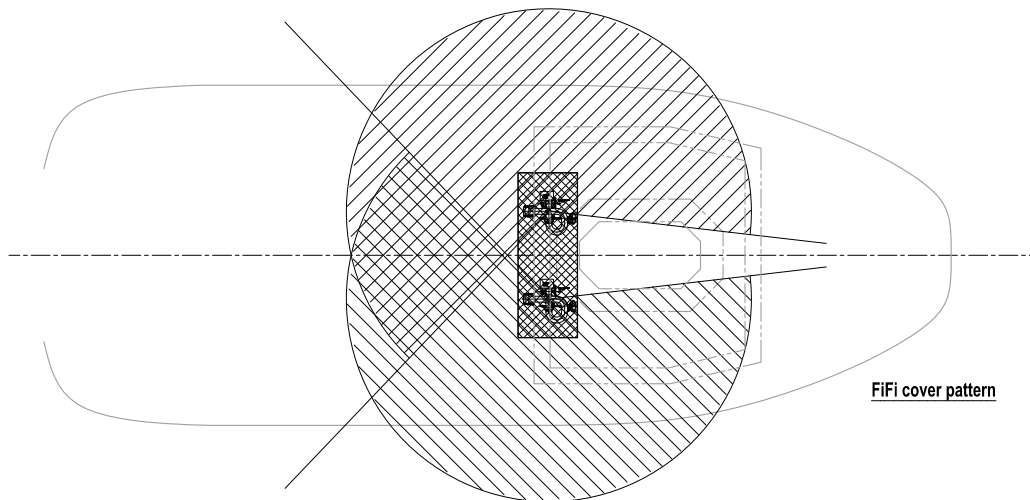
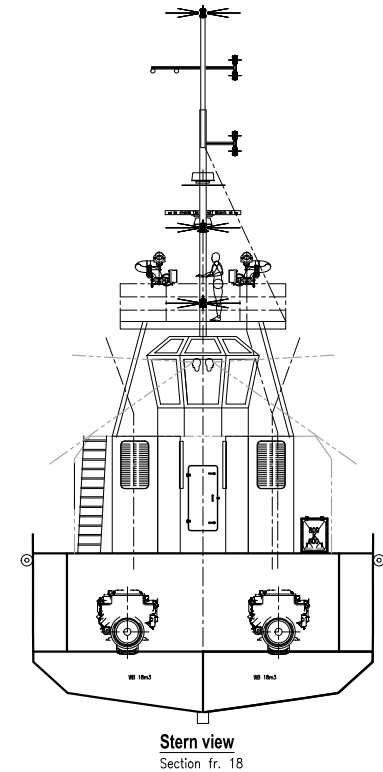

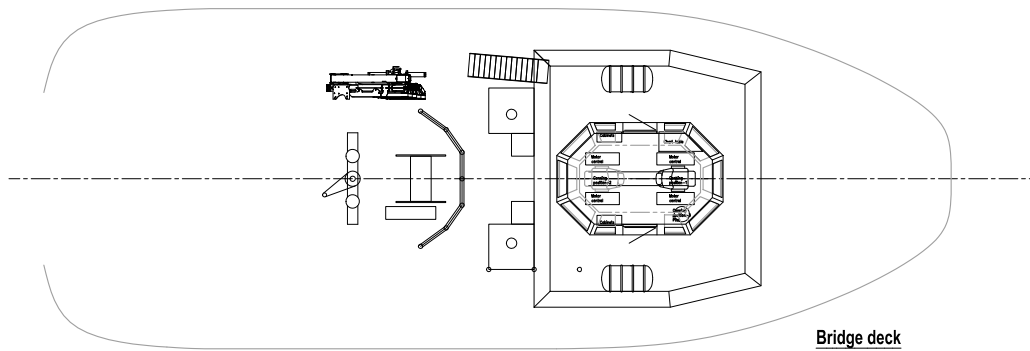


GSD 9005

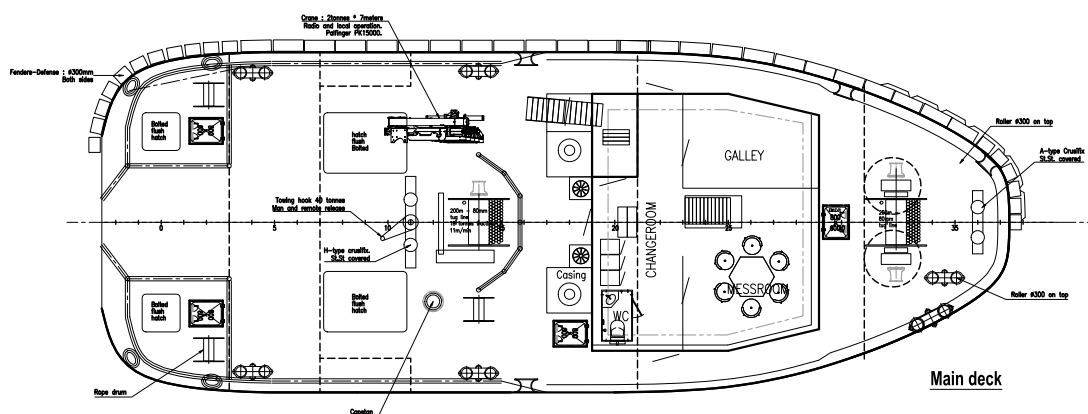
24m Harbour Tug Straight Shaft line



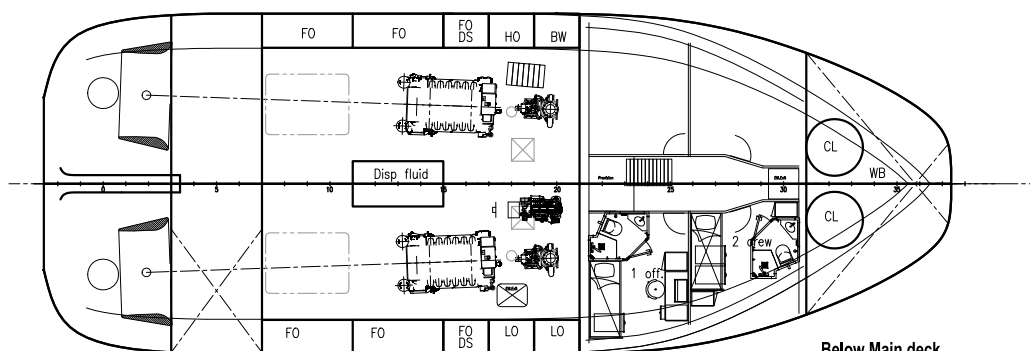
Fifi cover pattern



Bridge deck



Main deck



Below Main deck

PROPERTIES

MAIN DIMENSIONS

Length-over all	/ Longueur Hors tout	24,7 m
Length-perp.	/ Longueur Lpp	21,8 m
Length - "L"	/ Longueur Flottaison	22,5 m
Breadth-mld.	/ Largeur	9,0 m
Breadth-over all	/ Largeur Hors tout	9,7 m
Depth Main dk.	/ Creux au pont principale	4,5 m
Draught max.	/ Seuvres vives	3,5 m

CAPACITIES

Bollard Pull	/ Traction point fix	38	tonnes
Crane (foldable)	/ Grue de servitude	15	tm
Bunkers (stores tanks)	FO / Reservoirs	65	m3
Fresh Water	/ Reservoirs L'eau d'ure	13	m3
Accommodation	/ Equipage	6	men
Speed	/ Vitesse	- 11	knots

Class : BV 1* Hull, ♦ MACH Tug,
Unrestricted Nav., AUT-Ums, Fifi-1

PRELIMINARY-6

This document must not be copied, either completely or in part, without our permission. Any infringement will lead to legal proceedings. Glesvær Ship Design AS, Norway

SIGN/DATE	TITLE	DRAWN	DATE
	GENERAL ARRANGEMENT - Straight Shaft	ABa	20.09.2016
PROJECT	CHECKED	DATE	
	U-0050 - 24m TUG	SCALE	FORMAT
DESCRIPTION	1=100	A1	
	SHEET	REV	
REV	1 of 1	-	
	DRAWING NUMBER	16008-101-3108	
	Glesvær Ship Design		